

Annex G

Odour Patrol Result



CERTIFICATE OF ANALYSIS

CLIENT:	OSCAR BIOENERGY JOINT VENTURE	WORK ORDER:	HK2135920
CONTACT:	MR TERENCE CHAN	LABORATORY:	HONG KONG
ADDRESS:	NO. 5, SHAM FUNG ROAD, SIU HO WAN, NORTH LANTAU ISLAND, NT, HONG KONG	SUB-BATCH:	0
		DATE OF PATROL:	3 rd SEPTEMBER, 2021
		DATE OF ISSUE:	9 th SEPTEMBER, 2021
PROJECT:	ODOUR PATROL FOR THE ORGANIC RESOURCES RECOVERY CENTRE PHASE 1 IN SIU HO WAN	SAMPLE TYPE:	ODOUR PATROL
SITE:	ORGANIC RESOURCES RECOVERY CENTRE PHASE 1 (O-PARK 1)	NO. OF LOCATIONS:	8

COMMENTS

Odour Patrol was conducted by ALS Technichem (HK) Pty Ltd staff during 10:28 - 10:44 and 16:01 - 16:17.

Sampling information (Project name, Sample ID) is provided by client.

NOTES

This is the Final Report and supersedes any preliminary report with this batch number.

The results related only to the items tested. All pages of this report have been checked and approved for release.

Richard Fung
Managing Director - Hong Kong

This report may not be reproduced except with prior written approval from ALS Technichem (HK) Pty Ltd.



1. Summary of Work

The odour patrol was conducted during daytime and evening time.

2. Odour Patrol

Odour patrolling is a process to make use of the calibrated olfactory senses (i.e. the nasal sense) of the patrol members to evaluate the odour and its intensity during a patrol exercise at the site.

The patrol work was conducted by two odour patrol team members from ALS Technichem (HK) Pty Ltd during each time session. All members are free from any respiratory diseases during patrol day. None of the members has been working or living in the area of the vicinity of the inspection zone.

The patrol team was required to move slowly from one to the other monitoring locations and use their olfactory senses to detect odour at each location.

The location of odour sources and the areas to be affected by the odour nuisance were identified as much as possible.

During the patrolling, the meteorological and surrounding information were recorded:

- the prevailing weather condition;
- the wind direction;
- the wind speed;
- location where odour is spotted;
- possible source of odour;
- perceived intensity of the odour;
- duration of odour; and
- characteristics of the odour detected.

The perceived intensity is to be divided into 5 levels which are ranked in an ascending order as follows:

0	Not detected	No odour perceives or an odour so weak that it cannot be easily characterised or described
1	Slight	Identifiable odour, slight
2	Moderate	Identifiable odour, moderate
3	Strong	Identifiable odour, strong
4	Extreme	Severe odour

The odour patrol location was shown in Appendix 1.



3. Odour Patrol Result:

3.1 Daytime:

Location	Panellist	Weather	Time	T (°C)	RH (%)	WS (m/s)	WD (Degree)	Odour Intensity	Duration of Odour	Direction from Source	On-Site Observation	
											Odour Characteristics	Potential Odour Source
8	1	Sunny	10:28	30.0	76.3	0.9	298	0	NA	NA	NA	NA
	2							0				
7	1	Sunny	10:29	30.4	74.1	0.8	016	0	NA	NA	NA	NA
	2							0				
2	1	Sunny	10:32	31.0	74.0	0.5	348	1	Intermittent	Downwind	Biogas	Biogas Tank Valve Holder
	2							1				
3	1	Sunny	10:34	30.6	75.2	0.0	--	0	NA	NA	NA	NA
	2							0				
5	1	Sunny	10:37	30.8	80.8	0.0	--	1	Continuous	NA	Grassy smell	Nearby Vegetation
	2							1				



Location	Panellist	Weather	Time	T (°C)	RH (%)	WS (m/s)	WD (Degree)	Odour Intensity	Duration of Odour	Direction from Source	On-Site Observation	
											Odour Characteristics	Potential Odour Source
6	1	Sunny	10:39	30.8	74.0	0.5	303	0	NA	NA	NA	NA
	2							0				
9	1	Sunny	10:41	31.0	74.6	0.8	082	0	NA	NA	NA	NA
	2							0				
10	1	Sunny	10:44	26.0	74.0	-	-	0	NA	NA	NA	NA
	2							0				

Remark:

T: Air Temperature;
 RH: Relative Humidity;
 WS: Wind Speed;
 WD: Wind Direction.



3.2 Evening time:

Location	Panellist	Weather	Time	T (°C)	RH (%)	WS (m/s)	WD (Degree)	Odour Intensity	Duration of Odour	Direction from Source	On-Site Observation	
											Odour Characteristics	Potential Odour Source
8	1	Sunny	16:01	32.3	70.2	0.9	298	0	NA	NA	NA	NA
	2							0				
7	1	Sunny	16:02	31.8	66.8	1.6	235	1	Continuous	Downwind	Refuse smell	Pre-treatment Hall
	2							1				
2	1	Sunny	16:05	31.8	70.5	0.5	090	1	Intermittent	Side wind	Biogas	Biogas Tank Valve Holder
	2							1				
3	1	Sunny	16:06	31.6	69.8	0.4	170	1	Intermittent	Side wind	Biogas	Biogas Tank Valve Holder
	2							1				
5	1	Sunny	16:10	32.3	70.4	0.6	132	0	NA	NA	NA	NA
	2							0				



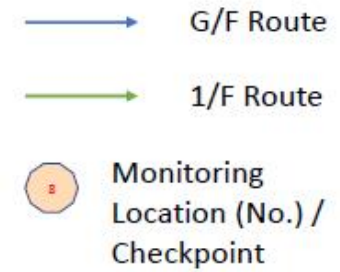
Location	Panellist	Weather	Time	T (°C)	RH (%)	WS (m/s)	WD (Degree)	Odour Intensity	Duration of Odour	Direction from Source	On-Site Observation	
											Odour Characteristics	Potential Odour Source
6	1	Sunny	16:12	31.9	68.0	1.4	132	0	NA	NA	NA	NA
	2							0				
9	1	Sunny	16:14	32.5	71.4	0.4	051	0	NA	NA	NA	NA
	2							0				
10	1	Sunny	16:17	25.3	61.9	-	-	0	NA	NA	NA	NA
	2							0				

Remark:

T: Air Temperature;
 RH: Relative Humidity;
 WS: Wind Speed;
 WD: Wind Direction.



APPENDIX 1 Odour Patrol Route

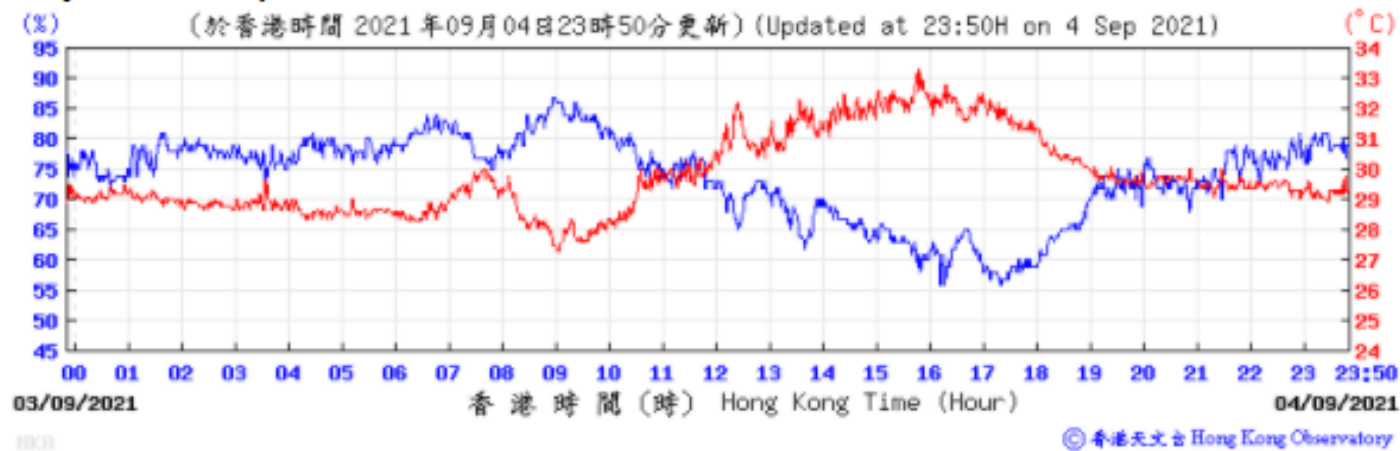




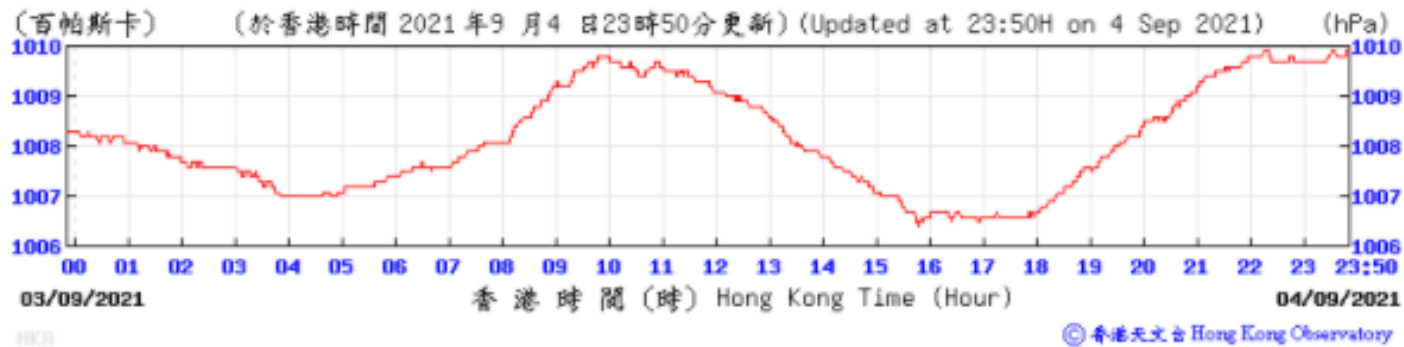
APPENDIX 2

Extract of Meteorological Observations from Hong Kong Airport Observatory Station

Temperature/Humidity:

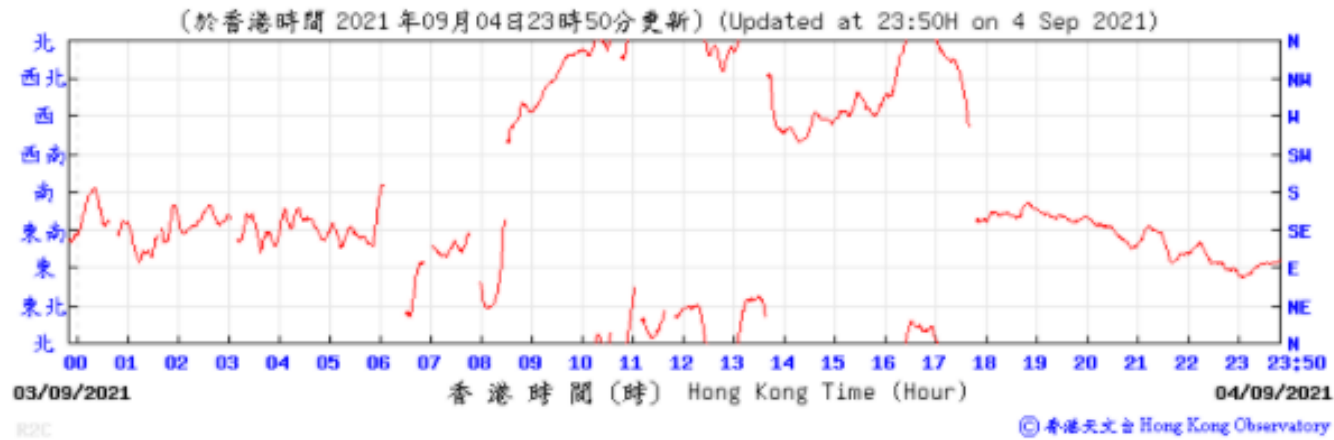


Pressure:

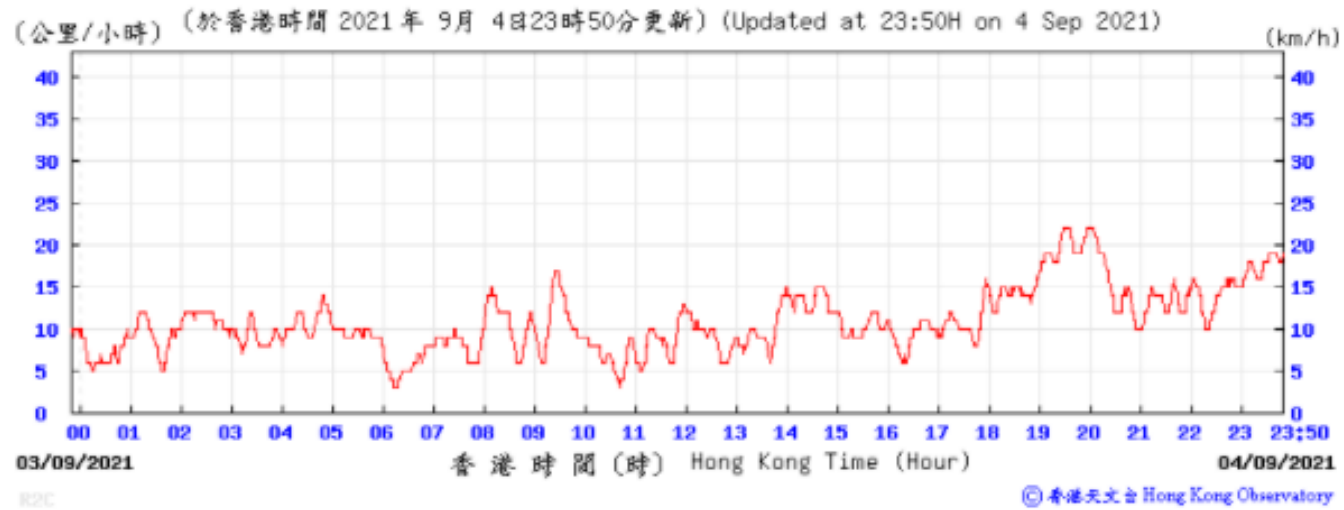




Wind Direction:



Wind Speed:





APPENDIX 3

A3.1 Odour Patrol at Different Locations – Daytime



Location: 2



Location: 3



Location: 5



Location: 6



Location: 7



Location: 8



Location: 9



Location: 10

A3.2 Odour Patrol at Different Locations - Evening time




Location: 2



Location: 3



Location: 5



Location: 6



Location: 7



Location: 8



Location: 9



Location: 10